

GYROFOCUS Bioethanol by IGNISIAL

Plunge into innovation with the Gyrofocus Bioethanol, a revolutionary suspended and rotating fireplace powered by a battery and controlled by a remote. Thanks to its electronic burner, this fireplace provides a smoke-free experience, eliminating the need for an external chimney, making it adaptable to various spaces.



Safety is a priority, with an electronic anti-overflow filling system, the impossibility of filling or reigniting when the fireplace is hot, and an integrated CO2 sensor.

The refined design replicates the aesthetics of a wood fire, with captivating flames, ceramic logs, and simulated embers.

The major advancement is the retrofit, allowing the conversion of older open wood Gyrofocus to bioethanol after a simple chimney sweep.

Made in France.

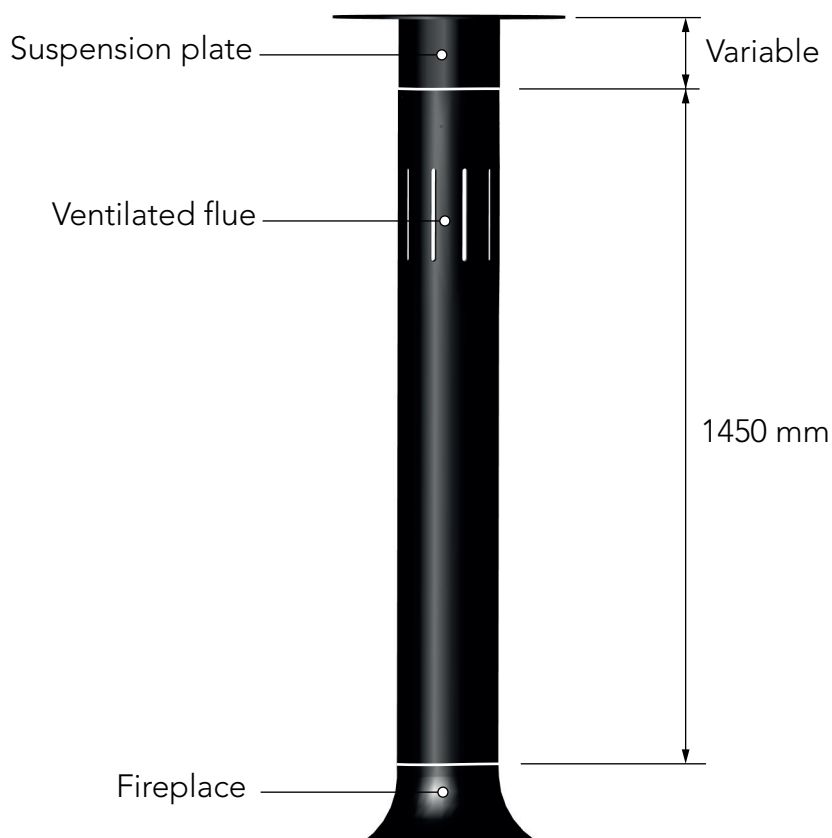
- Characteristic

SPECIFICATIONS	
Nominal heat output	9,5 kW
Tank capacity	10 liters
Recommended combustible	Bioethanol Aluflam (https://ignisial-paris.com/bio-ethanol-alfulam/) or Denatured Bioethanol with a concentration between 96% and 96.6%, free of colorants
Maximal autonomy	6h30
Power	2 batteries 12V
Battery autonomy	9 ignitions - 7 filling
Remote control	2 buttons (ON - OFF)
Decorative element	Ceramic logs
Fireplace finition	Black/White
Market	UE
Guarantee	2 years (without accessories)
Manufacturing	French
SAFETY	
Ignition	Electronic
Filling	Electronic Overflow Protection Pump
CO2 sensor	Yes (Threshold of 1000 ppm)
Refuelling and Ignition Not Possible when appliance is hot	
PACKAGING	
Fireplace (L x l x h)	1380 x 1380 x 950 mm
Fireplace Mass	180 kg
Burner (L x l x h)	1200 x 1000 x 350 mm
Burner mass	35 kg
INSTALLATION	
Use	Only indoor
Minimum room volume	175 m3
Minimum ceiling height	2m50
Air renewal rate	1 air change per hour

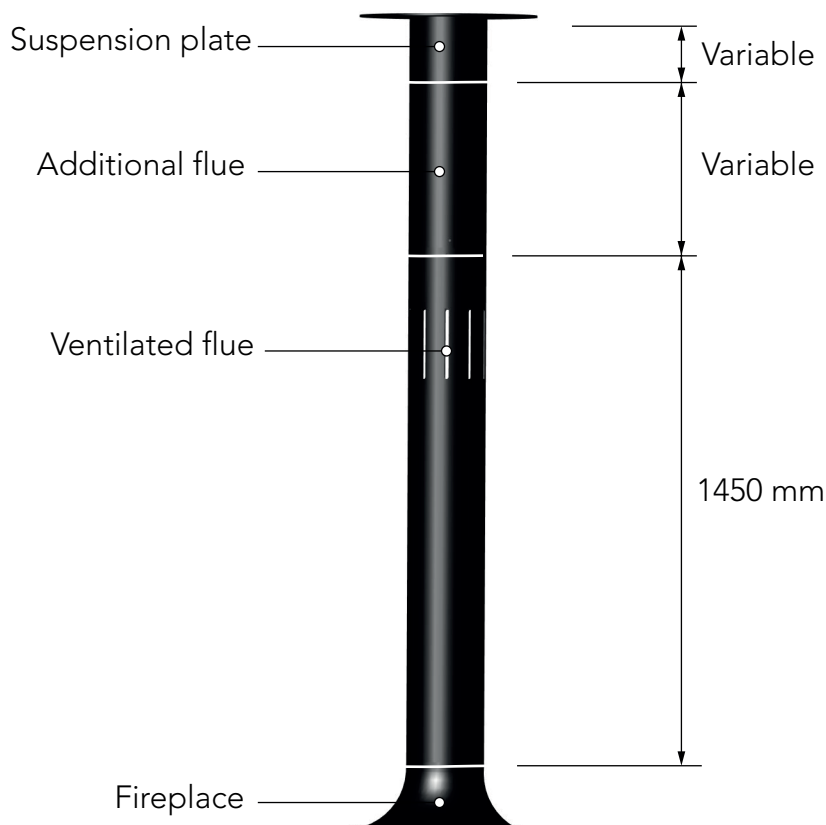
Find all installation information on your dedicated professional space by consulting the following link: <https://pro.focus-creation.com>

- Installation configurations not connected to a chimney flue


- Ceiling height \leq 3000 mm :

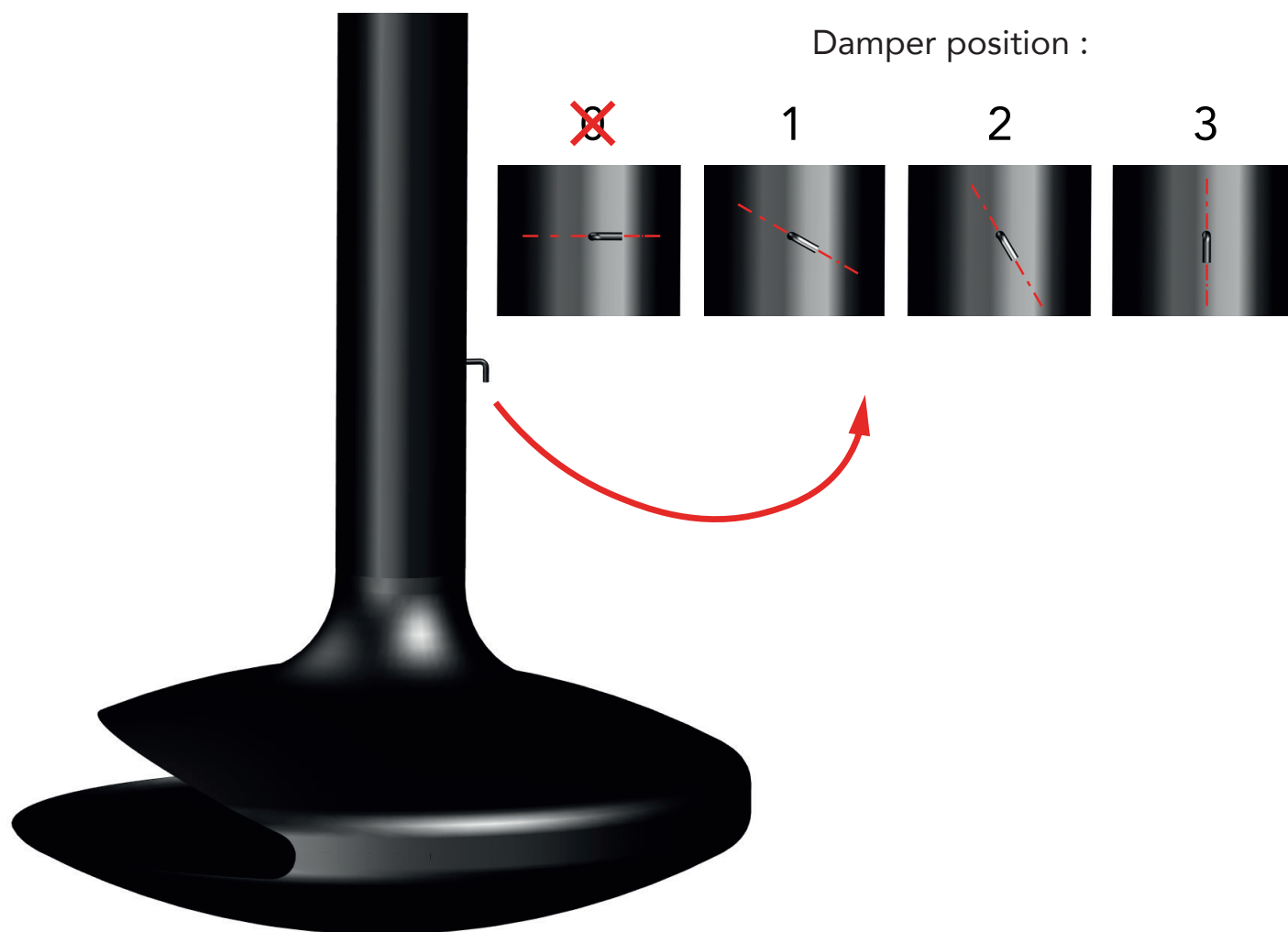


- Ceiling height $>$ 3000 mm :



- Installation configurations connected to a chimney flue

 To ensure proper operation of the appliance and to benefit from the guarantee, it is **STRICTLY** forbidden to use position **0** as it could damage the burner. We recommend using only positions **1** and **2**. Position **3** may cause excessive draw, potentially disrupting the flame; therefore, we advise not using it.



- Retrofit: Convert an already installed open wood Gyrofocus into a Bioethanol Gyrofocus

⚠ For fireplaces installed before May 2011, a feasibility study must first be validated by Focus' Technical Department.

⚠ Before installing the burner in the fireplace, it is **IMPERATIVE** to:

- Sweep the chimney.
- Remove the fireplace grate.
- Remove the ashtray hatch.
- Replace the rotation device bearings with stainless steel bearings.

⚠ To ensure proper operation of the appliance and to benefit from the guarantee, it is **STRICTLY** forbidden to use position **0** as it could damage the burner.

We recommend using only positions **1** and **2**.

Position **3** may cause excessive draw, potentially disrupting the flame; therefore, we advise not using it.

